

Street Report

HOSPITALITY & ENVIRONMENTAL CONDITIONS | DECEMBER 2023

YERBA BUENA
COMMUNITY
BENEFIT
DISTRICT

YBCBD

The following data and information is provided to the Yerba Buena Community Benefit District for tracking purposes. The information contained in this report is for activities reported in December 2023. The data and information are obtained from Ambassadors conducting patrols and entered in Jia.




The YBCBD and dispatch center daily hours of operation are 6:00AM-10:00PM, 7 days a week

Dispatch Email: dispatch@ybcbd.org | Phone: 415-543-9223


AWARDS




Employee of the Month:
Francisco




Customer Service Award:
Sandra



Caught Doing Something Right:
Sebastian



CG Engagement



Cardboard Compile



Flyer/Sticker Removal

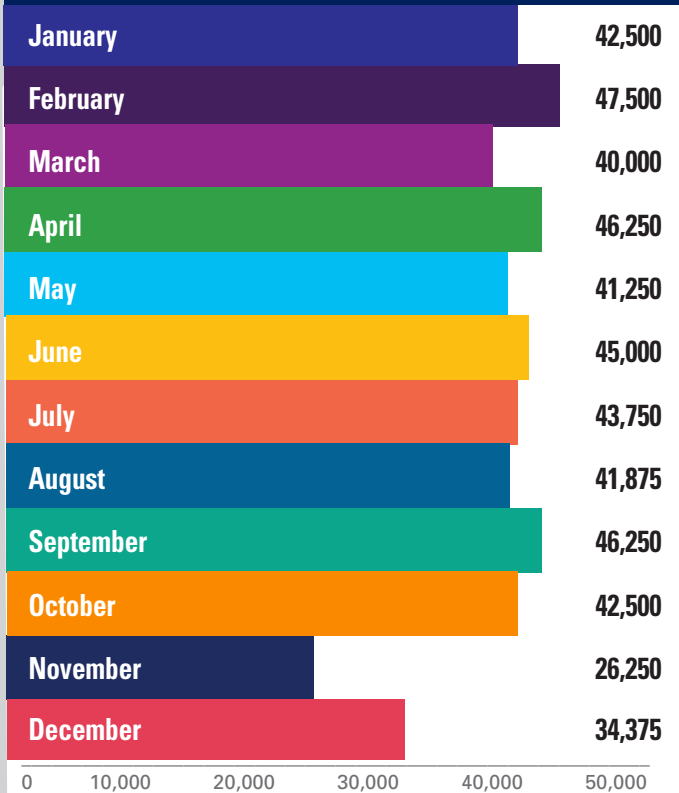
Street Report

YERBA BUENA CBD STATUS REPORT DECEMBER 2023

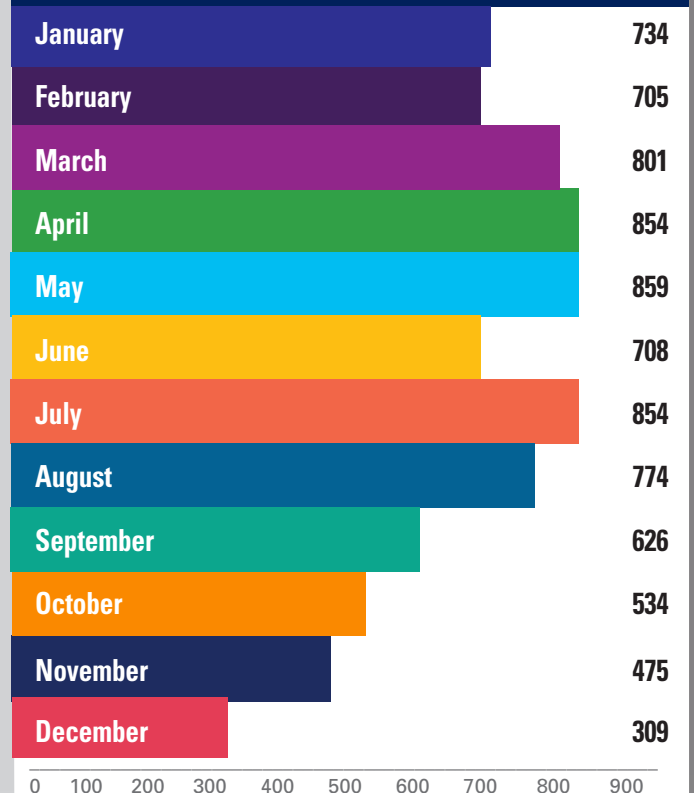
HOSPITALITY & ENVIRONMENTAL CONDITIONS/STATS

CLEANING SERVICES

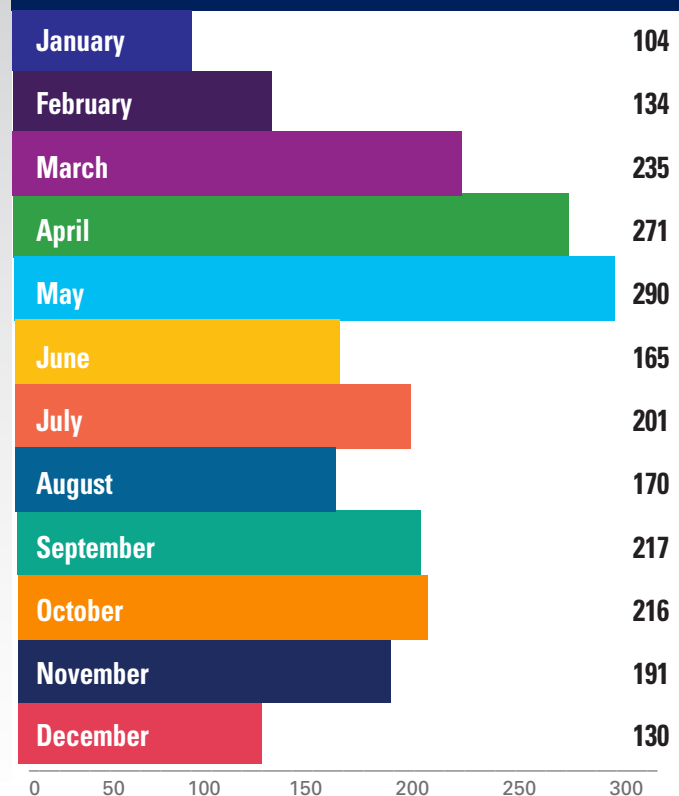
POUNDS OF LITTER REMOVED



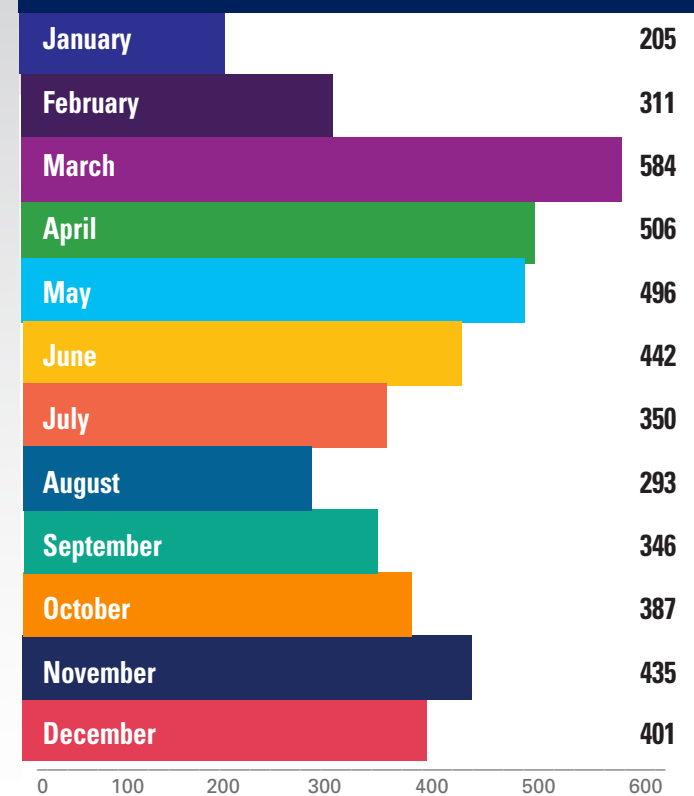
GRAFFITI REMOVED



FLYERS/STICKERS REMOVED



HUMAN/ANIMAL WASTE REMOVED

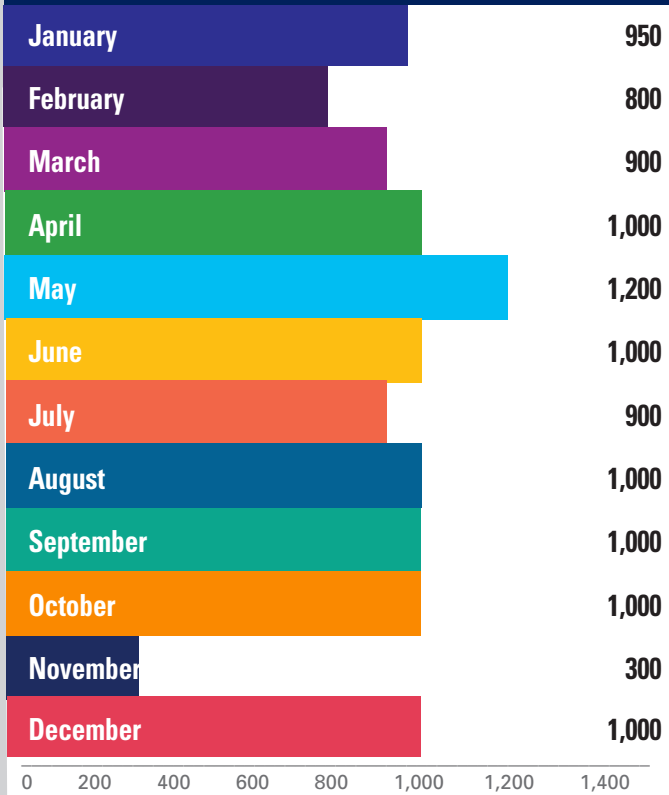


Street Report

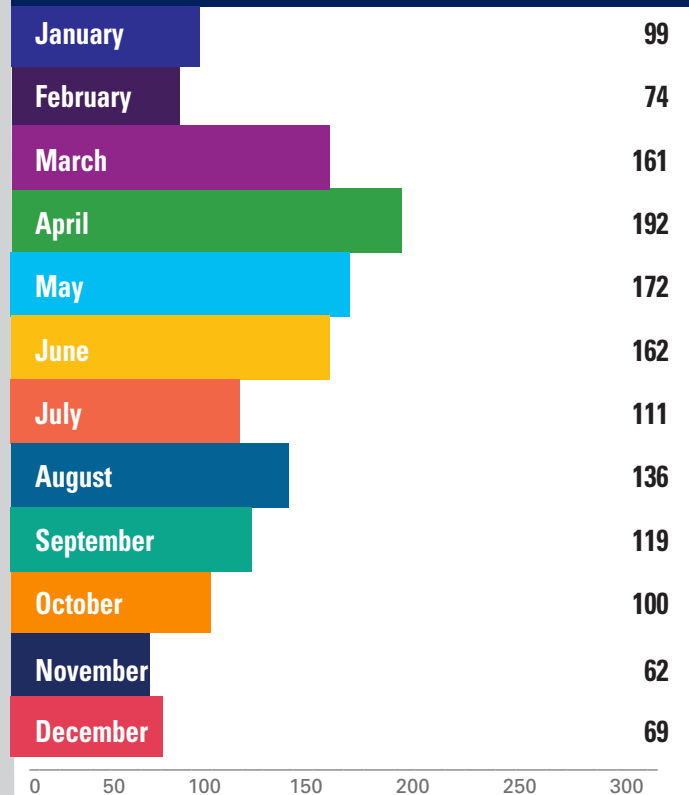
YERBA BUENA CBD STATUS REPORT DECEMBER 2023

HOSPITALITY & ENVIRONMENTAL CONDITIONS/STATS

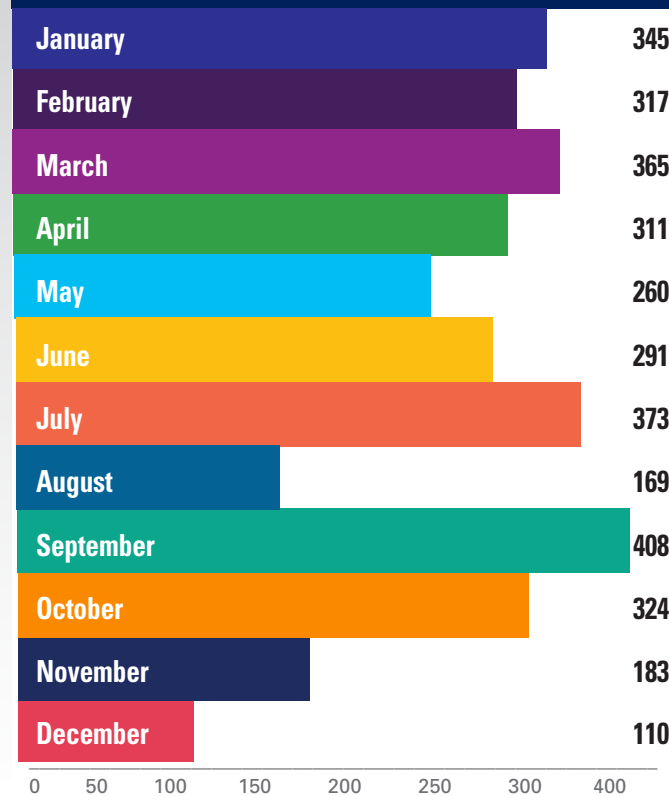
NEEDLES REMOVED



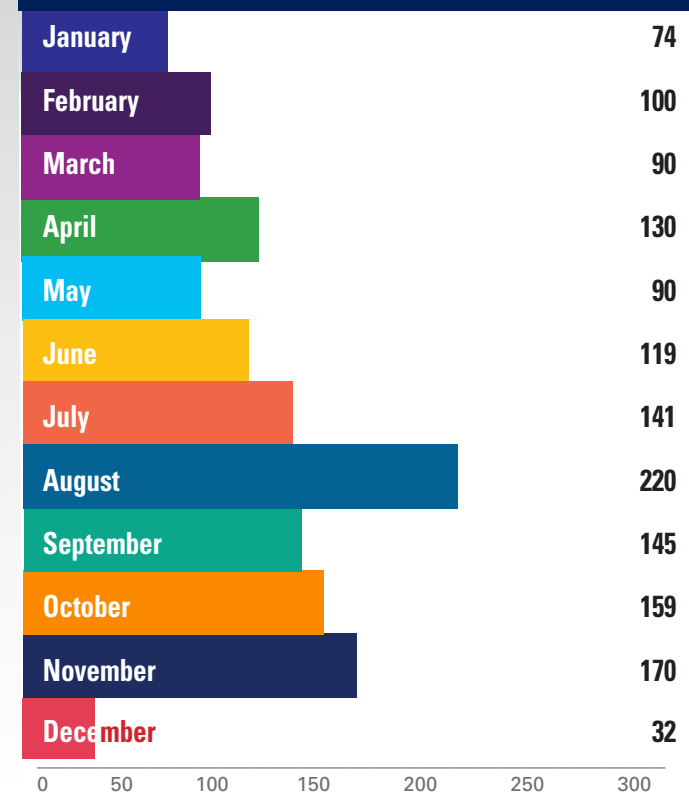
BROKEN GLASS REMOVED



BLOCKFACES STEAM CLEANED (ROUTINE)



BLOCKFACES STEAM CLEANED (REQUESTS)



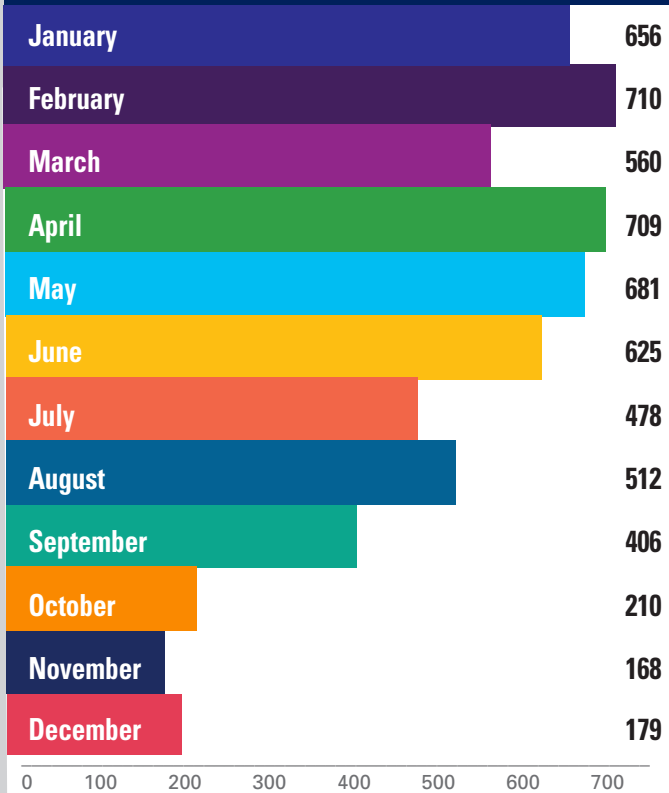
Street Report

YERBA BUENA CBD STATUS REPORT DECEMBER 2023

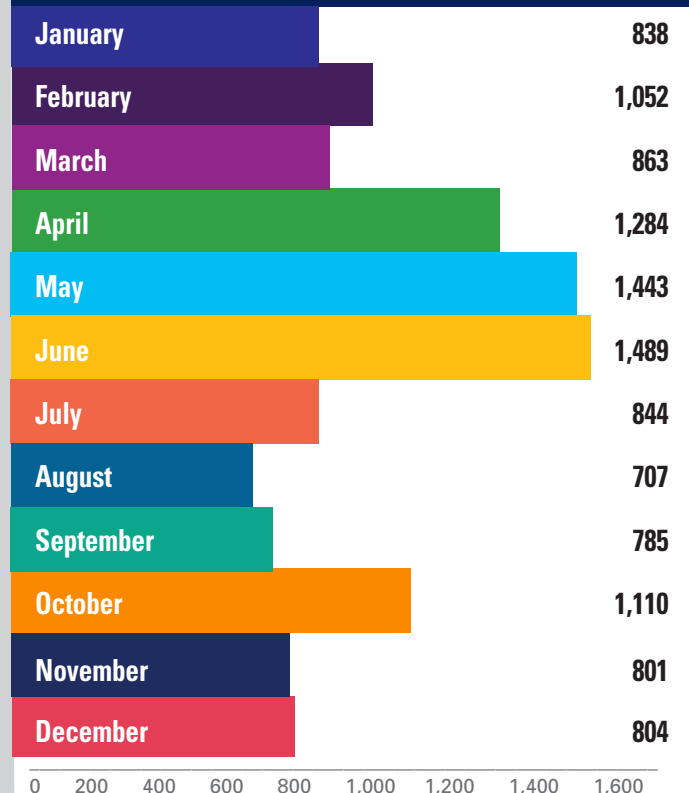
HOSPITALITY & ENVIRONMENTAL CONDITIONS/STATS

SAFETY AND HOSPITALITY SERVICES

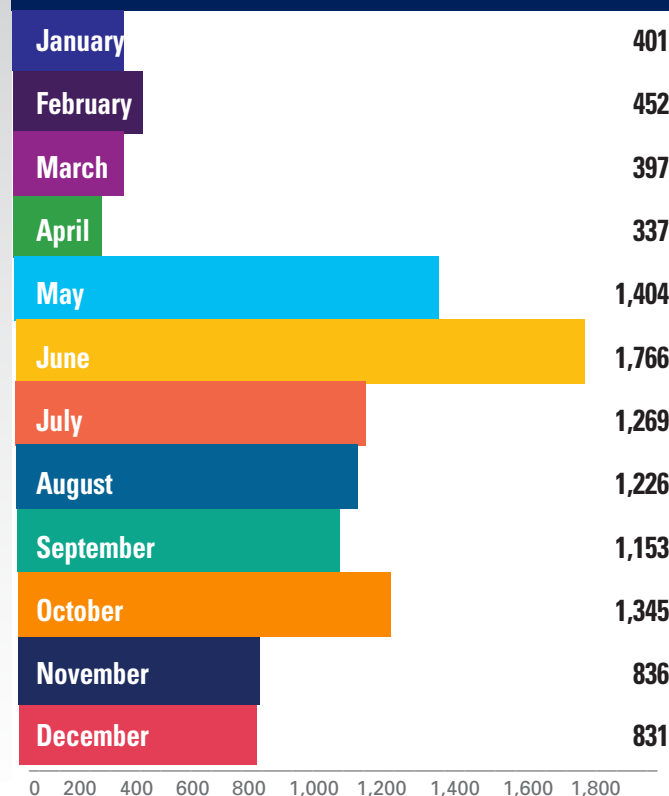
MEET & GREET WITH MERCHANTS/RESIDENTS



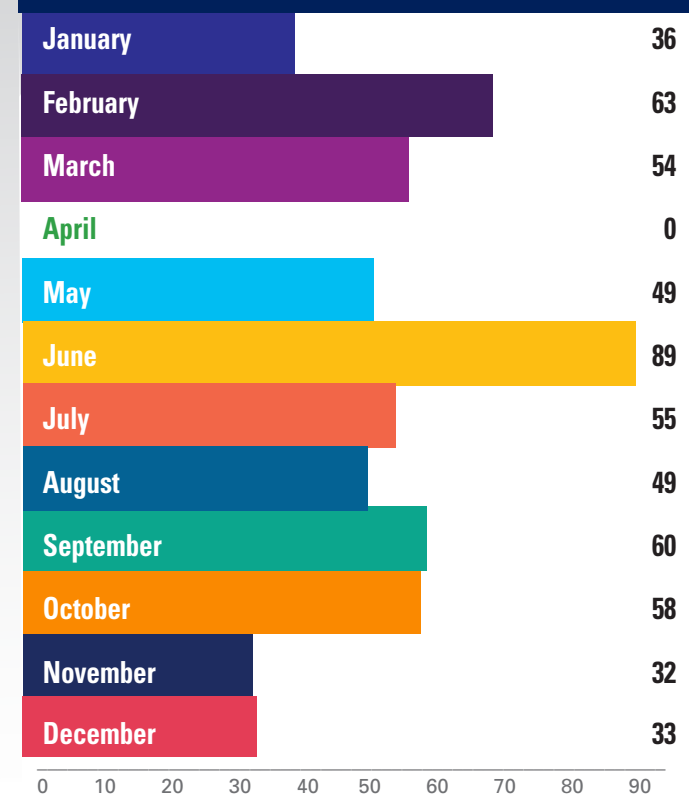
WELLNESS CHECK



HOTSPOT CHECK



SFPD 10-B OFFICER TASKS

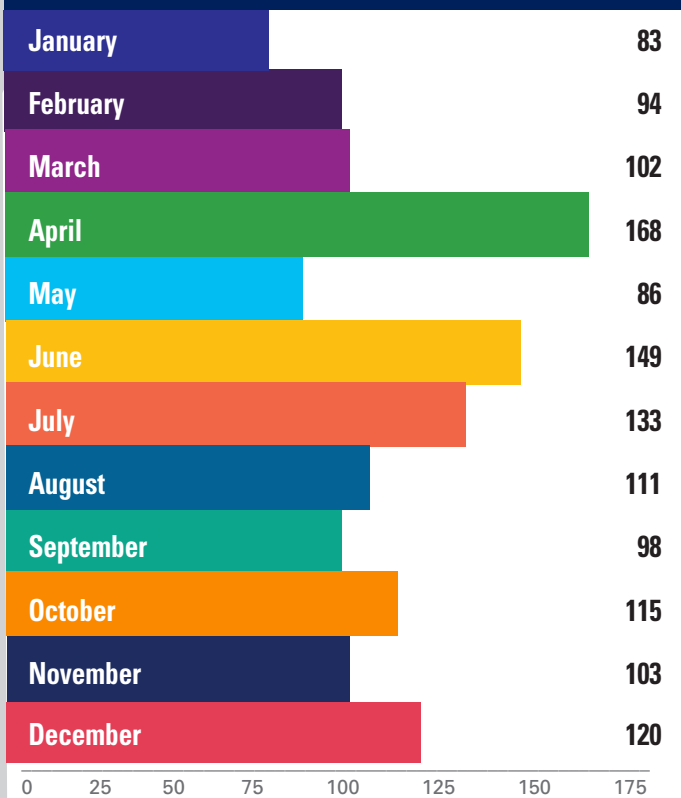


Street Report

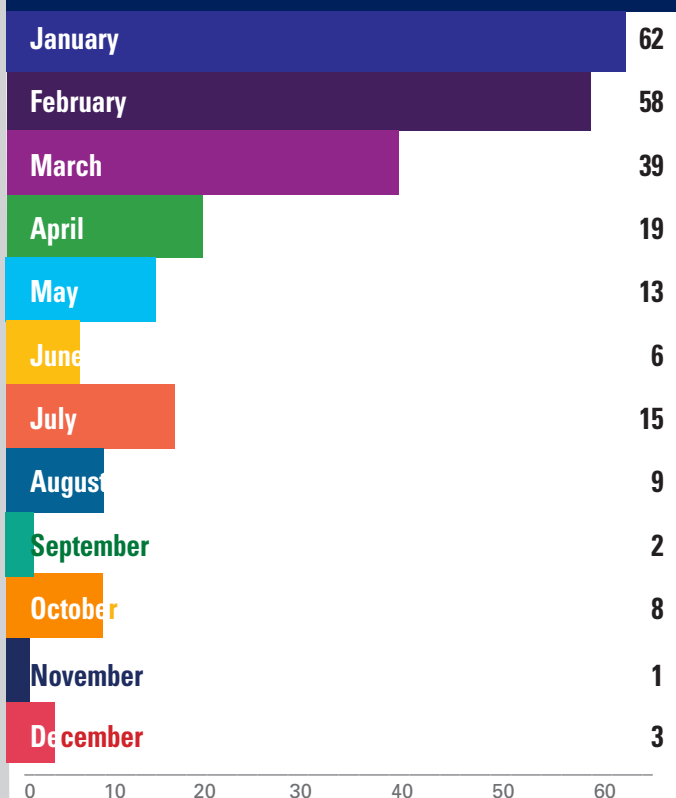
YERBA BUENA CBD STATUS REPORT DECEMBER 2023

HOSPITALITY & ENVIRONMENTAL CONDITIONS/STATS

YBCBD DISPATCH REQUESTS FOR SERVICE



311 REQUESTS FOR SERVICE



Clean Team Pan & Broom

CHRONOLOGIC STATISTICS 2023

Cleaning Services	JAN	FEB	MAR	APR	MAY	JUNE	JULY	AUG	SEPT	OCT	NOV	DEC
Pounds of Litter Removed	42,500	47,500	40,000	46,250	41,250	45,000	43,750	41,875	46,250	42,500	26,250	34,375
Graffiti Removed	734	705	801	854	859	708	854	774	626	534	475	309
Flyers/Stickers Removed	104	134	235	271	290	165	201	170	217	216	191	130
Human/Animal Waste Removed	205	311	584	506	496	442	350	293	346	387	435	401
Needles Removed	950	800	900	1,000	1,200	1,000	900	1,000	1,000	1000	300	1,000
Broken Glass Removed	99	74	161	192	172	162	111	136	119	100	62	69
Blockfaces Steam Cleaned (Routine)	345	317	365	311	260	291	373	169	408	324	183	110
Blockfaces Steam Cleaned (Requests)	74	100	90	130	90	119	141	220	145	159	170	32
Safety and Hospitality Services	JAN	FEB	MAR	APR	MAY	JUNE	JULY	AUG	SEPT	OCT	NOV	DEC
Meet & Greet with Merchants/Residents	656	710	560	709	681	625	478	512	406	210	168	179
Wellness Check	838	1,052	863	1,284	1,443	1,489	844	707	785	1,110	801	804
Hotspot Check	401	452	397	337	1,404	1,766	1,269	1,226	1,153	1,345	836	831
SFPD 10-B Officer Tasks	36	63	54	0	49	89	55	49	60	58	32	33
YBCBD Dispatch Requests for Service	83	94	102	168	86	149	133	111	98	115	103	120
311 Requests for Service	62	58	39	19	13	6	15	9	2	8	1	3

DEFINITIONS

Pounds of Litter Removed: approximate weight of trash collected by the combined YBCBD field staff

Graffiti Removed: records each instance of graffiti abatement

Flyers/Stickers Removed: records the instance of flyers and stickers removed from within the district

Human/Animal Waste Removed: records each instance of human/animal waste removal and cleanup

Needles Removed: records total number of needles collected monthly, averaged based on containers filled. Counted by SF Aids Foundation

Broken Glass Removed: records the cleanup of broken or shattered glass within the district

Blockfaces Steam Cleaned (Routine): records each completed blockface cleaning, in accordance with YBCBD management plan requirements

Blockfaces Steam Cleaned (Requests): records each instance of an additional requested and completed steam cleaning

Meet & Greet with Merchants/Residents: records each occurrence of a check-in with local merchants or residents to foster community engagement and address concerns

Wellness Check: records each occurrence of a verbal check to ensure an individual's safety/wellness. Multiple check-ins may be with the same person

Hotspot Check: records inspections and checks ins of locations identified as sensitive or prone to problematic issues historically

SFPD 10-B Officer Tasks: records tasks performed by San Francisco Police Department 10-B officers, contributing to the overall safety and security of the area

YBCBD Dispatch Requests for Service: records safety- and cleaning-related requests for services made via phone, e-mail, or text message

311 Requests for Service: records each call/app/online request for services beyond the scope of YBCBD services/capabilities

Street Report

YERBA BUENA CBD STATUS REPORT DECEMBER 2023


HOSPITALITY & ENVIRONMENTAL CONDITIONS/STATS




CG Hotspot Check




10B Engagement




Flyer/Sticker




Cardboard Compiled



CG Big Belly Wipe Downs




Landscaping





Street Report

YERBA BUENA CBD STATUS REPORT DECEMBER 2023

HOSPITALITY & ENVIRONMENTAL CONDITIONS/STATS




Clean Team Pan & Broom




Steam Clean Request



Clean Team Pan & Broom



Graffiti Abatement




Steam Cleaning




Flyer/Sticker Removal



Needle Removal





Illegal Dumping




Pan/Broom



Broken Glass



Illegal Dumping



Graffiti Removal





Graffiti Removal




Graffiti Removal




Graffiti Removal




Graffiti Removal



Graffiti Removal



Graffiti Removal





Graffiti Removal



Graffiti Removal



Graffiti Removal