

# Street Report

HOSPITALITY & ENVIRONMENTAL CONDITIONS | JANUARY 2024



The following data and information is provided to the Yerba Buena Community Benefit District for tracking purposes. The information contained in this report is for activities reported in January 2024. The data and information are obtained from Ambassadors conducting patrols and entered in Jia.



CG Engagement

The YBCBD and dispatch center daily hours of operation are 6:00AM-10:00PM, 7 days a week

Dispatch Email: [dispatch@ybcbd.org](mailto:dispatch@ybcbd.org) | Phone: 415-543-9223

## AWARDS




Employee of the Month:  
Maria




Customer Service Award:  
Thomas



Caught Doing Something Right:  
Patrick



Clean Team Pan & Broom



Steam Clean Request

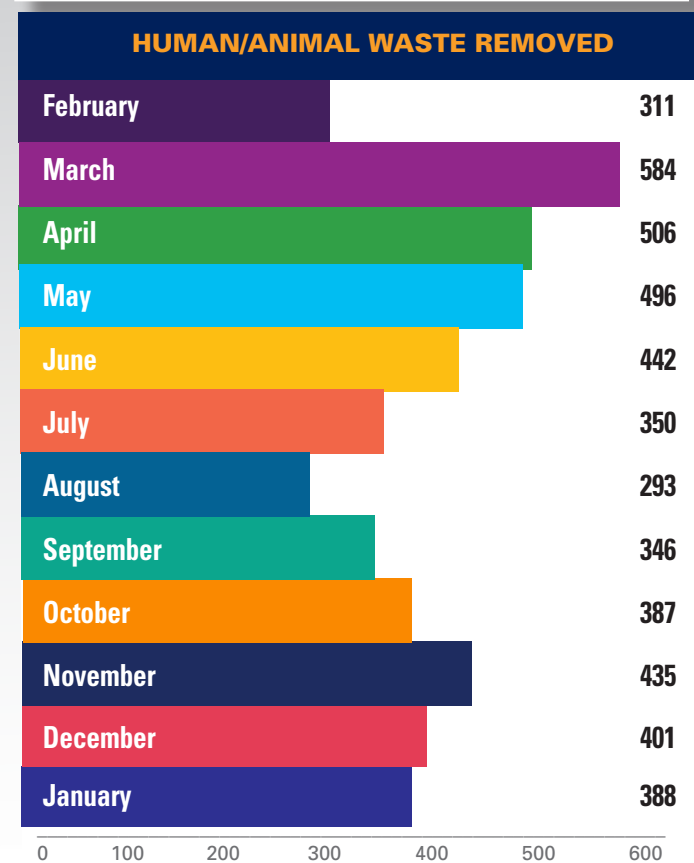
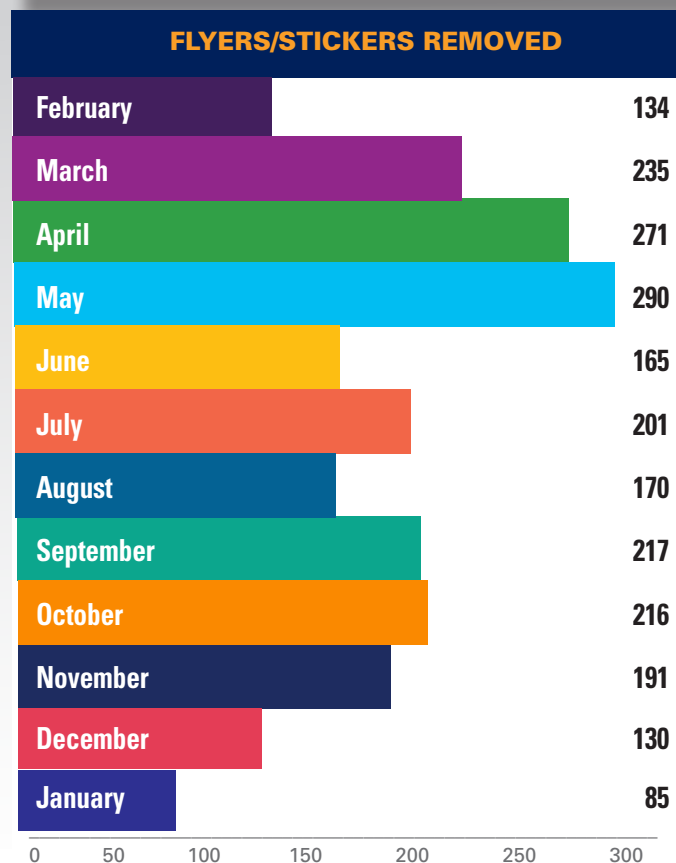
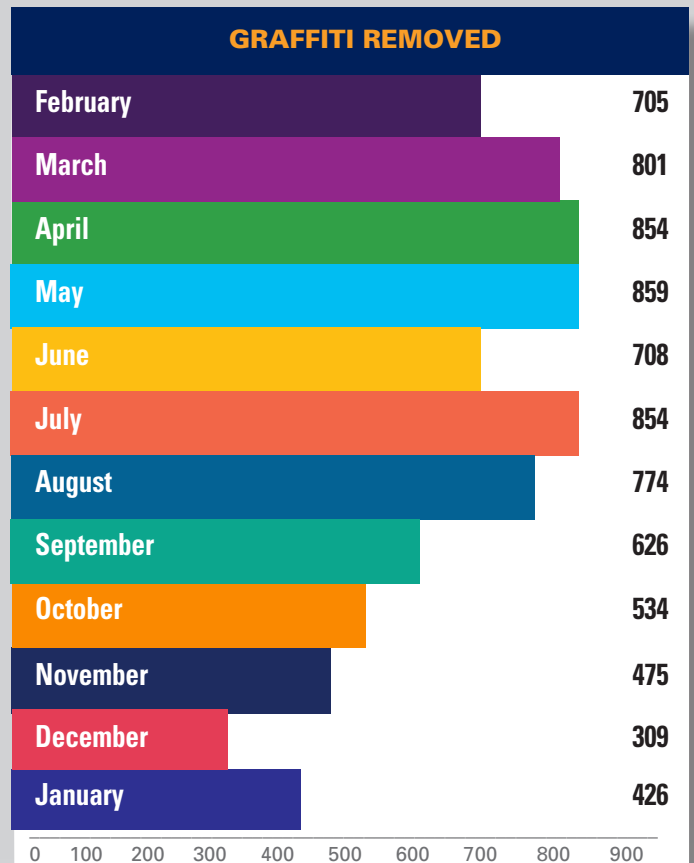
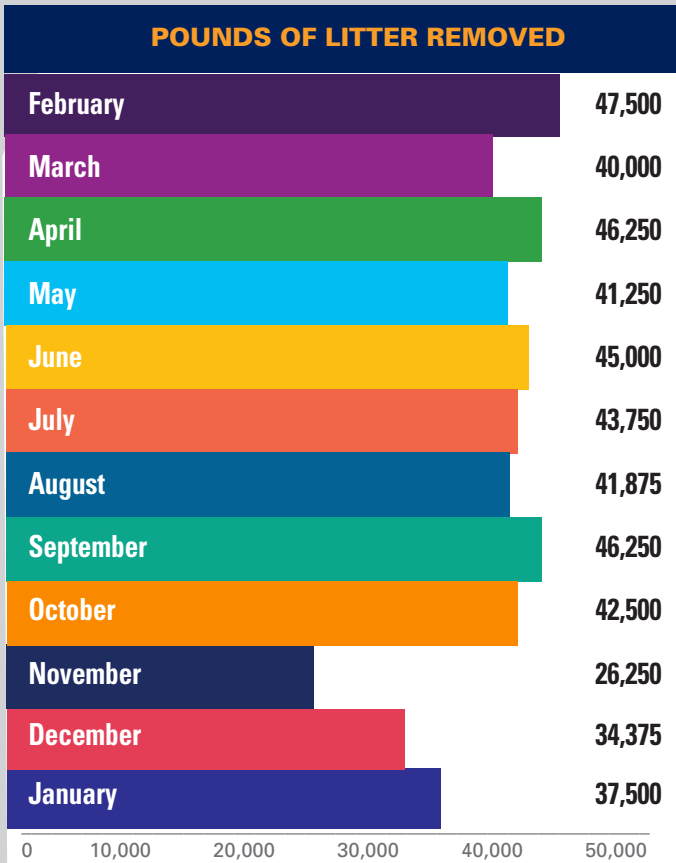


Landscaping



Clean Team Pan & Broom

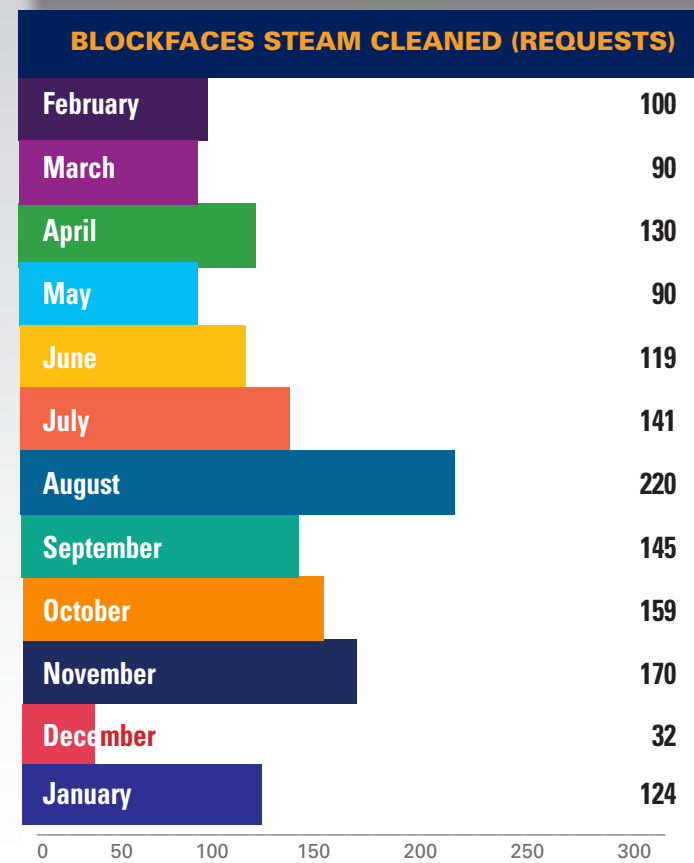
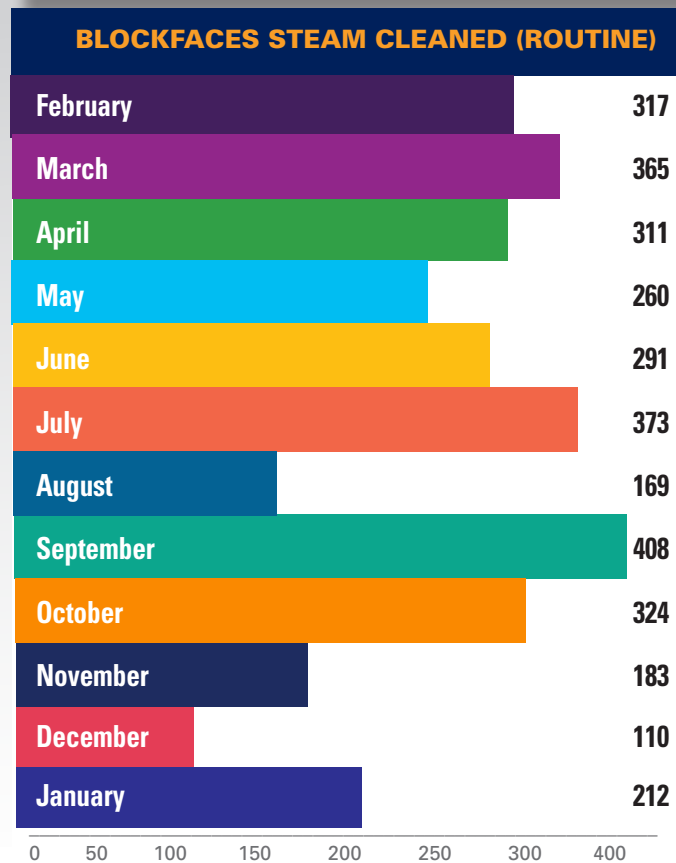
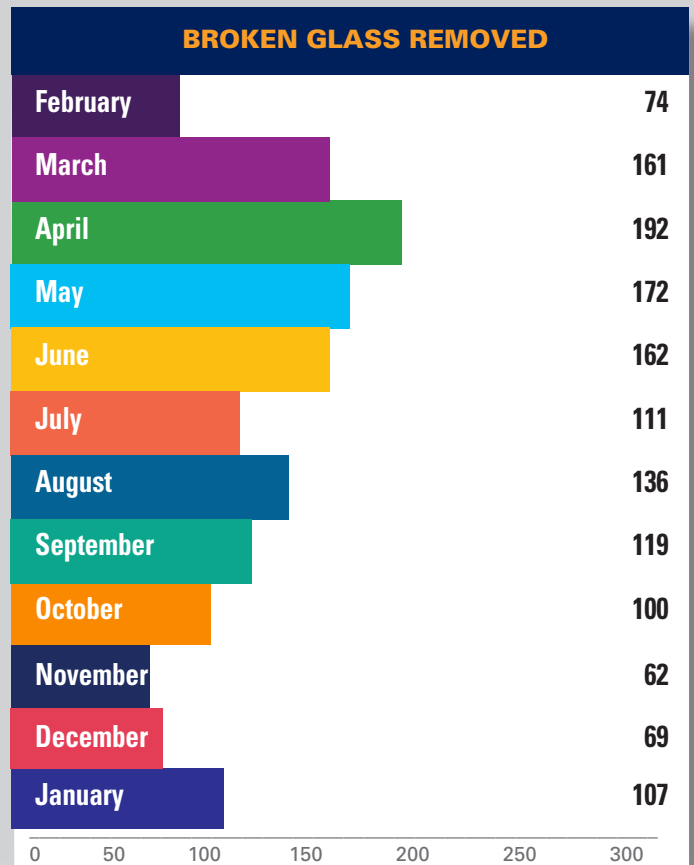
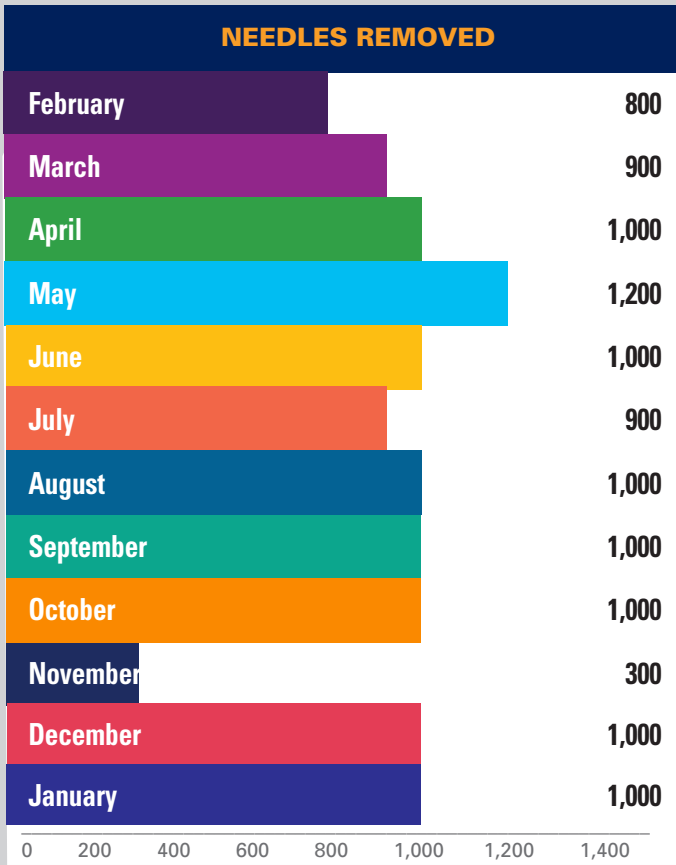
## CLEANING SERVICES



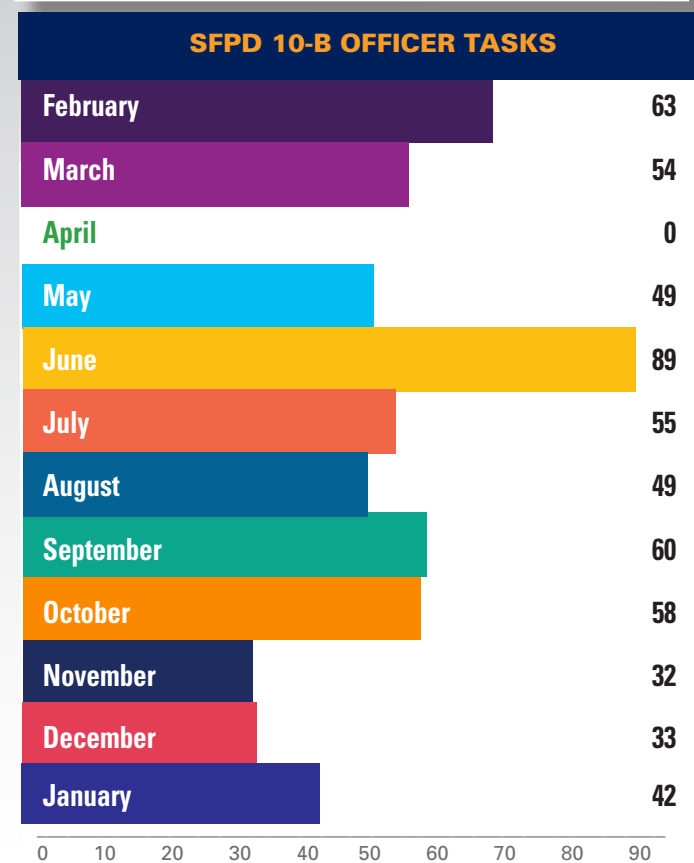
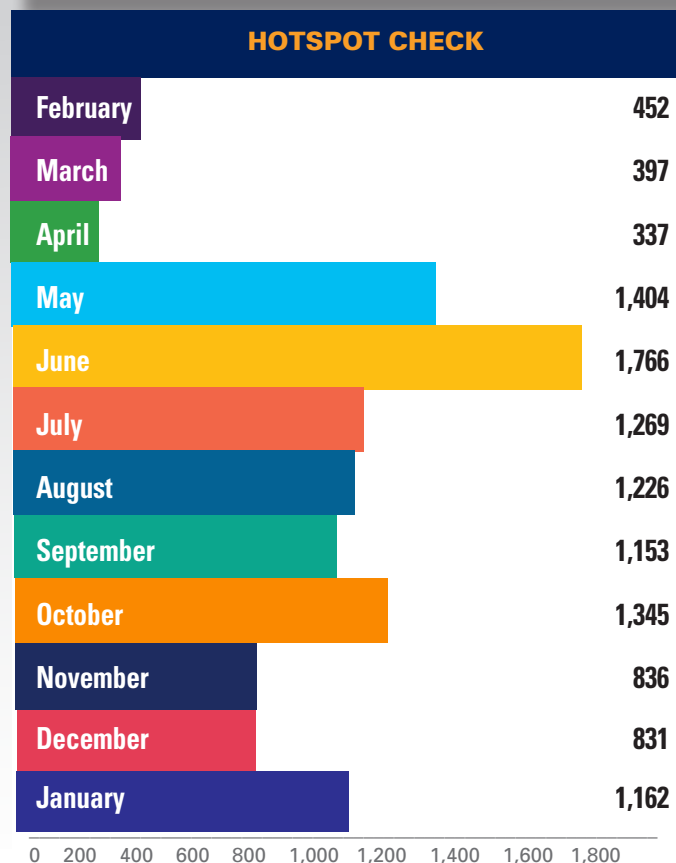
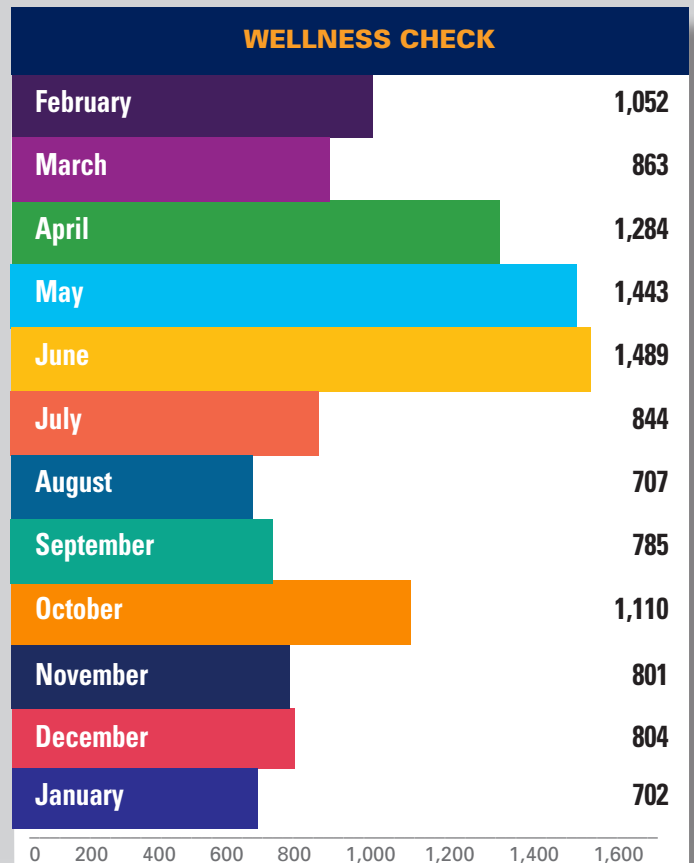
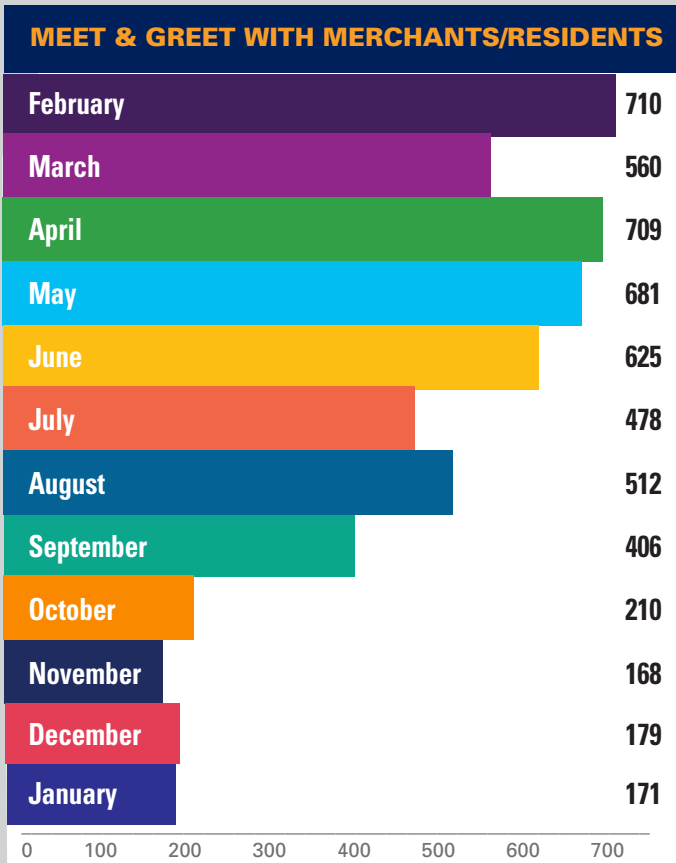
# Street Report

YERBA BUENA CBD STATUS REPORT JANUARY 2024

HOSPITALITY & ENVIRONMENTAL CONDITIONS/STATS



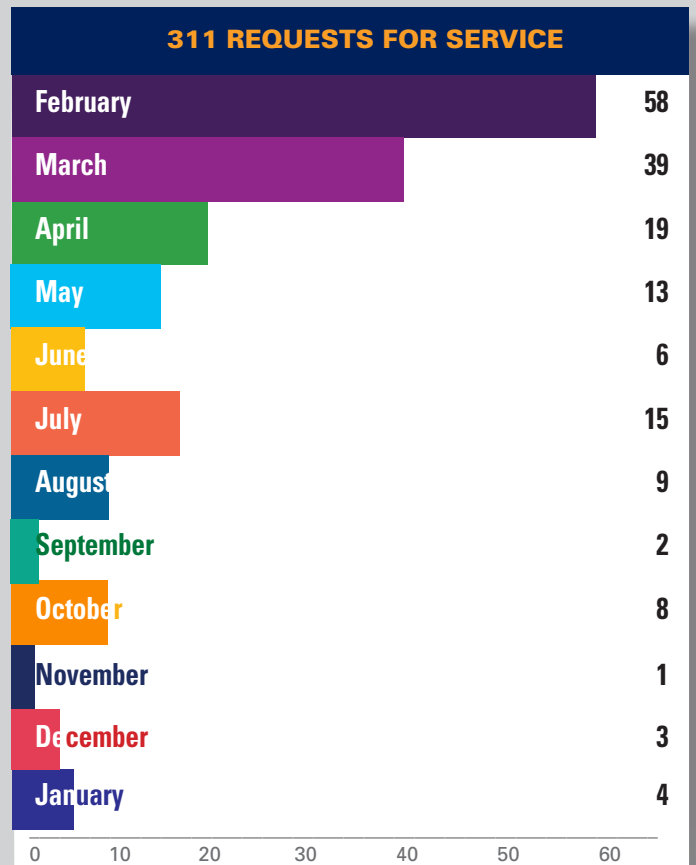
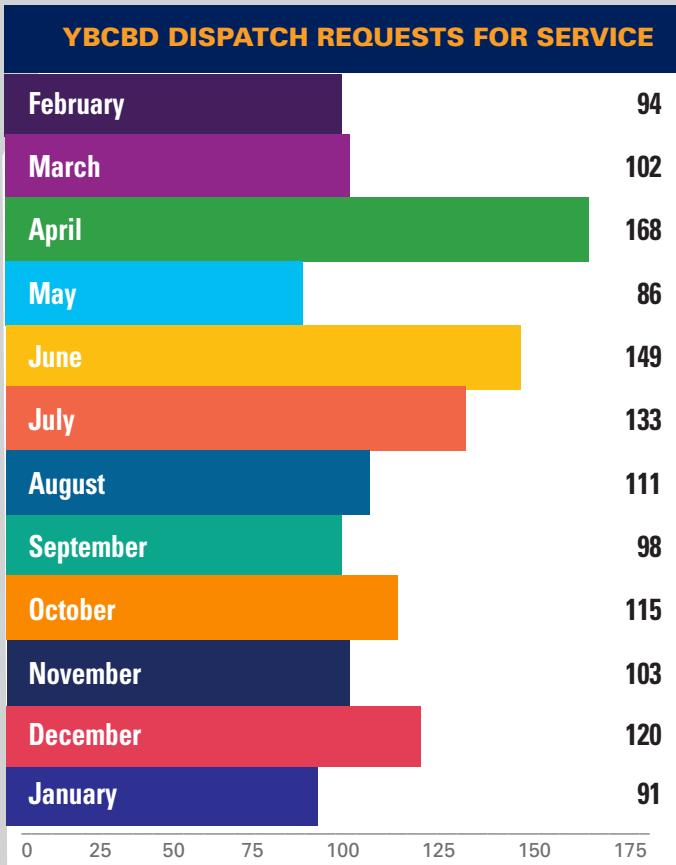
**SAFETY AND HOSPITALITY SERVICES**




# Street Report

YERBA BUENA CBD STATUS REPORT JANUARY 2024

HOSPITALITY & ENVIRONMENTAL CONDITIONS/STATS



Graffiti Abatement



CG Flyer/Sticker removal

#### CHRONOLOGIC STATISTICS 2023-2024

<b>Cleaning Services</b>	<b>FEB</b>	<b>MAR</b>	<b>APR</b>	<b>MAY</b>	<b>JUNE</b>	<b>JULY</b>	<b>AUG</b>	<b>SEPT</b>	<b>OCT</b>	<b>NOV</b>	<b>DEC</b>	<b>JAN</b>
Pounds of Litter Removed	47,500	40,000	46,250	41,250	45,000	43,750	41,875	46,250	42,500	26,250	34,375	37,500
Graffiti Removed	705	801	854	859	708	854	774	626	534	475	309	426
Flyers/Stickers Removed	134	235	271	290	165	201	170	217	216	191	130	85
Human/Animal Waste Removed	311	584	506	496	442	350	293	346	387	435	401	388
Needles Removed	800	900	1,000	1,200	1,000	900	1,000	1,000	1000	300	1,000	1,000
Broken Glass Removed	74	161	192	172	162	111	136	119	100	62	69	107
Blockfaces Steam Cleaned (Routine)	317	365	311	260	291	373	169	408	324	183	110	212
Blockfaces Steam Cleaned (Requests)	100	90	130	90	119	141	220	145	159	170	32	124
<b>Safety and Hospitality Services</b>	<b>FEB</b>	<b>MAR</b>	<b>APR</b>	<b>MAY</b>	<b>JUNE</b>	<b>JULY</b>	<b>AUG</b>	<b>SEPT</b>	<b>OCT</b>	<b>NOV</b>	<b>DEC</b>	<b>JAN</b>
Meet & Greet with Merchants/Residents	710	560	709	681	625	478	512	406	210	168	179	171
Wellness Check	1,052	863	1,284	1,443	1,489	844	707	785	1,110	801	804	702
Hotspot Check	452	397	337	1,404	1,766	1,269	1,226	1,153	1,345	836	831	1,162
SFPD 10-B Officer Tasks	63	54	0	49	89	55	49	60	58	32	33	42
YBCBD Dispatch Requests for Service	94	102	168	86	149	133	111	98	115	103	120	91
311 Requests for Service	58	39	19	13	6	15	9	2	8	1	3	4

#### DEFINITIONS

**Pounds of Litter Removed:** approximate weight of trash collected by the combined YBCBD field staff

**Graffiti Removed:** records each instance of graffiti abatement

**Flyers/Stickers Removed:** records the instance of flyers and stickers removed from within the district

**Human/Animal Waste Removed:** records each instance of human/animal waste removal and cleanup

**Needles Removed:** records total number of needles collected monthly, averaged based on containers filled. Counted by SF Aids Foundation

**Broken Glass Removed:** records the cleanup of broken or shattered glass within the district

**Blockfaces Steam Cleaned (Routine):** records each completed blockface cleaning, in accordance with YBCBD management plan requirements

**Blockfaces Steam Cleaned (Requests):** records each instance of an additional requested and completed steam cleaning

**Meet & Greet with Merchants/Residents:** records each occurrence of a check-in with local merchants or residents to foster community engagement and address concerns

**Wellness Check:** records each occurrence of a verbal check to ensure an individual's safety/wellness. Multiple check-ins may be with the same person

**Hotspot Check:** records inspections and checks ins of locations identified as sensitive or prone to problematic issues historically

**SFPD 10-B Officer Tasks:** records tasks performed by San Francisco Police Department 10-B officers, contributing to the overall safety and security of the area

**YBCBD Dispatch Requests for Service:** records safety- and cleaning-related requests for services made via phone, e-mail, or text message

**311 Requests for Service:** records each call/app/online request for services beyond the scope of YBCBD services/capabilities

# Street Report

YERBA BUENA CBD STATUS REPORT JANUARY 2024

HOSPITALITY & ENVIRONMENTAL CONDITIONS/STATS



Flyer/Sticker removal



CG Public Engagement



Cardboard Compile



CG Hotspot Check



10-B Engagement







# Street Report

YERBA BUENA CBD STATUS REPORT JANUARY 2024

HOSPITALITY & ENVIRONMENTAL CONDITIONS/STATS




Flyer/Sticker removal



Cardboard Compiled



CG Big Belly Wipe Downs



Graffiti Abatement




Graffiti Abatement




Graffiti Abatement




Graffiti Abatement



Graffiti Abatement



Graffiti Abatement



Graffiti Abatement



Graffiti Abatement



Graffiti Abatement


# Street Report

YERBA BUENA CBD STATUS REPORT JANUARY 2024


HOSPITALITY & ENVIRONMENTAL CONDITIONS/STATS





Needle removal



Illegal Dumping



Pan/Broom



Broken Glass



Illegal Dumping



Steam Cleaning



Broken Glass